



Jade Close, London, E16 3TY

Guide price £250,000



Jade Close, London, E16 3TY

Guide price £250,000

NO ONWARD CHAIN

Top commuter flat! Fully modernised to a high standard! Barrain London is pleased to introduce this economical and delightful fully modernised 1 bedroom first floor flat -- just 10 minutes walk to Royal Albert DLR. station.

Enjoy living in a quiet, secluded neighbourhood in green and leafy Beckton -- known for its local parks -- but at the same time be very close to the eateries and shops in Western Gateway. Aldi and ASDA are also just around the corner!

Besides a quick travel time to The City and Canary Wharf on the DLR, the Elizabeth Line connection at Custom House is only two stops away. Via the Elizabeth Line, most places in Greater London are less than 40 minutes away, whether it's Oxford Circus, Southbank, the West End or Heathrow.

This property is ideal (and a real deal) for commuters, first-time buyers and buy-to-let investors. Arrange your private viewing today.

Key Features

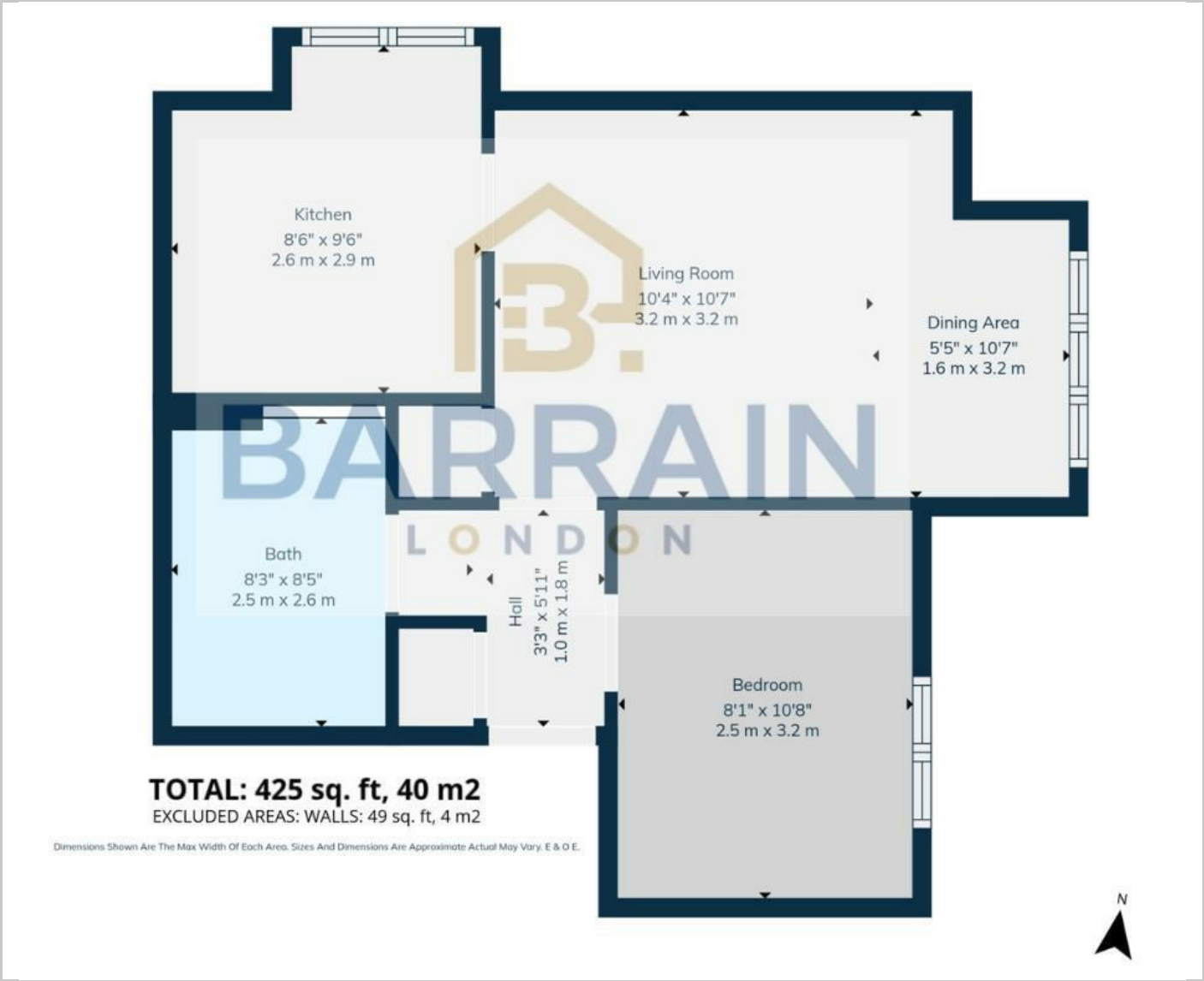
- Top commuter flat just 10 minutes walk to Prince Albert DLR station.
- Large double bedroom, lounge-diner & separate kitchen, fully modernised to high standard!
- Gated parking space!
- NO ONWARD CHAIN!!!
- 2 stops to Elizabeth Line, fast gateway to the City, the West End, Oxford St. and Heathrow
- In the neighbourhood: Pretty Beckton Park, ASDA and LIDL

Situation

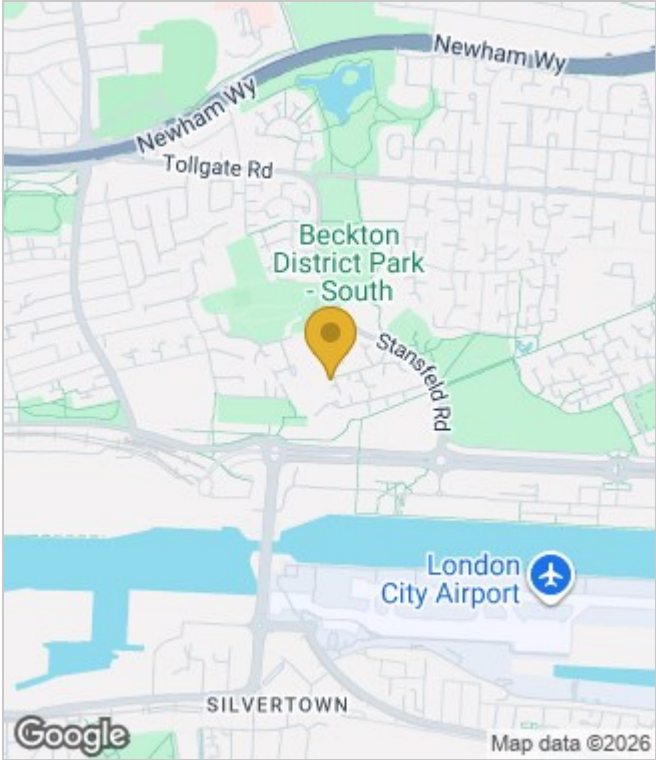


Council Tax Band: B

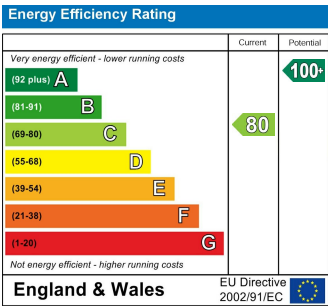
Floor Plans



Area Map



Energy Performance Graph



These particulars, whilst believed to be accurate are set out as a general outline only for guidance and do not constitute any part of an offer or contract. Intending purchasers should not rely on them as statements of representation of fact, but must satisfy themselves by inspection or otherwise as to their accuracy. No person in this firms employment has the authority to make or give any representation or warranty in respect of the property.